


Team Name		
Event Name		
Division		
# Athletes	Judge	

BUILDING SKILLS


Stunts	Skill Ratio Grid					
		Below Level	Basic	Int.	Adv.	Elite
	0 - 1/3					
	1/3 - 2/3					
	2/3 - ALL					
	Difficulty		Technique		Total	
/10		/15		/25		

Pyramids	Skill Ratio Grid				
	Below Level	Basic	Int.	Adv.	Elite
Difficulty		Technique		Total	
/10		/15		/25	

Tosses	Skill Ratio Grid					
		Below Level	Basic	Int.	Adv.	Elite
	0 - 1/3					
	1/3 - 2/3					
	2/3 - ALL					
	Difficulty		Technique		Total	
/5		/10		/15		

Overall Impression	Total
	/10

Building Score Total	Total
<p style="font-size: small;">Scores from each sheet will be totalled and added for a Total Combined Score of 200 from each Panel. Safety and Legality deductions will then be applied resulting in the Final Score.</p>	/75

Team Name		
Event Name		
Division		
# Athletes	Judge	

JUMPS & TUMBLING


Running Tumbling	Skill Ratio Grid					
		Below Level	Basic	Int.	Adv.	Elite
	0 - 1/3					
	1/3 - 2/3					
	2/3 - ALL					
Difficulty		Technique		Total		
/10		/10		/20		

Standing Tumbling	Skill Ratio Grid					
		Below Level	Basic	Int.	Adv.	Elite
	0 - 1/3					
	1/3 - 2/3					
	2/3 - ALL					
Difficulty		Technique		Total		
/10		/10		/20		

Jumps	Skill Ratio Grid					
		Below Level	Basic	Int.	Adv.	Elite
	0 - 1/3					
	1/3 - 2/3					
	2/3 - ALL					
Difficulty		Technique		Total		
/5		/10		/15		

Overall Impression	
	Total
	/10

Jumps & Tumbling Total Score	Total
Scores from each sheet will be totalled and added for a Total Combined Score of 200 from each Panel. Safety and Legality deductions will then be applied resulting in the Final Score	
	/65

Team Name		
Event Name		
Division		
# Athletes	Judge	

CHOREOGRAPHY

Dance / Motions	Skill Ratio Grid					
		Below Level	Basic	Int.	Adv.	Elite
	0 - 1/3					
	1/3 - 2/3					
	2/3 - ALL					
	Difficulty		Technique		Total	
	/10		/10		/20	

Creativity / Design	
	Total
	/20

Formations / Transitions	
	Total
	/10

Overall Impression	
	Total
	/10

Choreography Total Score	Total
<small>Scores from each sheet will be totalled and added for a Total Combined Score of 200 from each Panel. Safety and Legality deductions will then be applied resulting in the Final Score</small>	
	/60